
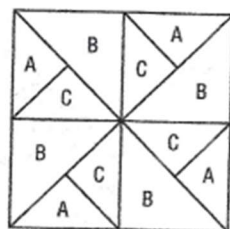
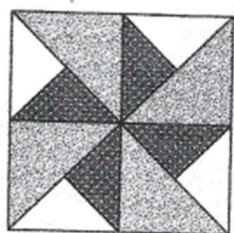


# Double Pinwheel

2-Unit Grid

Color Illustration: page 14



## FINISHED BLOCK SIZE

Single dimensions in the cutting chart indicate the size of the cut square ( $3^{\circ} = 3^{\circ} \times 3^{\circ}$ )

### FOR 1 BLOCK:

		4"	6"	8"	9"	10"	12"
Light	A: 1	3¼"	4¼"	5¼"	5¾"	6¼"	7¼"
Medium	B: 2	2⅞"	3⅞"	4⅞"	5⅞"	5⅞"	6⅞"
Dark	C: 1	3¼"	4¼"	5¼"	5¾"	6¼"	7¼"
<i>Try This:</i>	Reverse the medium and dark in every other block.						